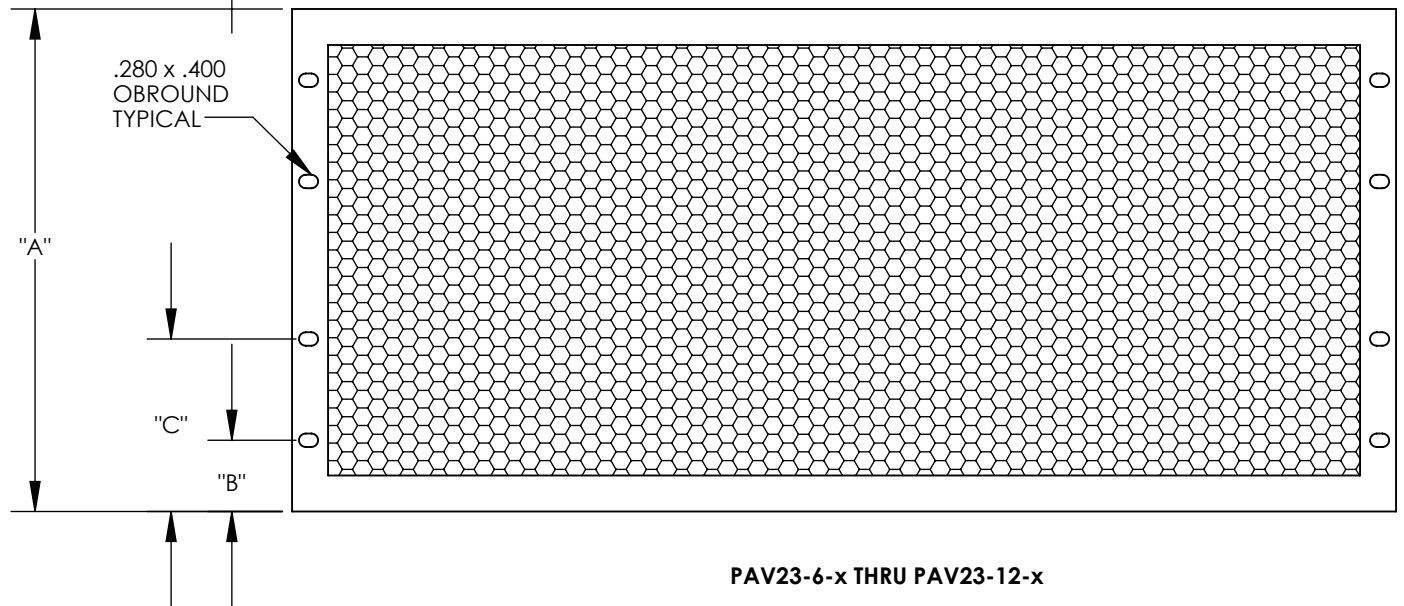
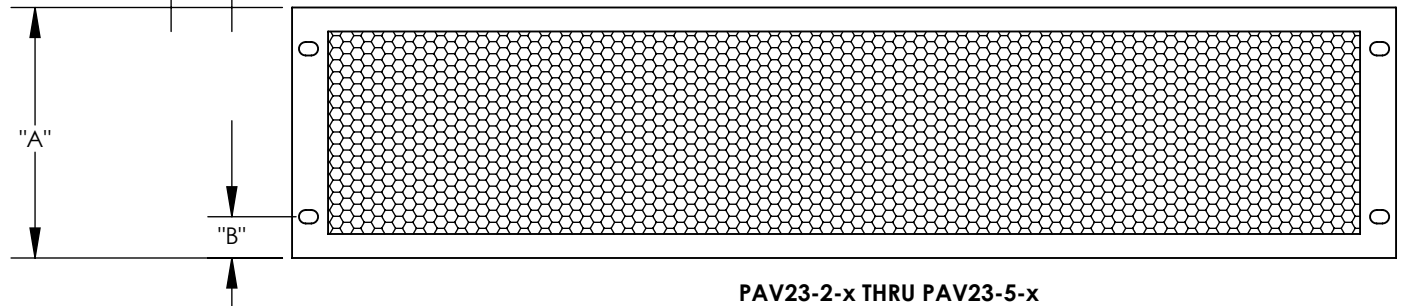
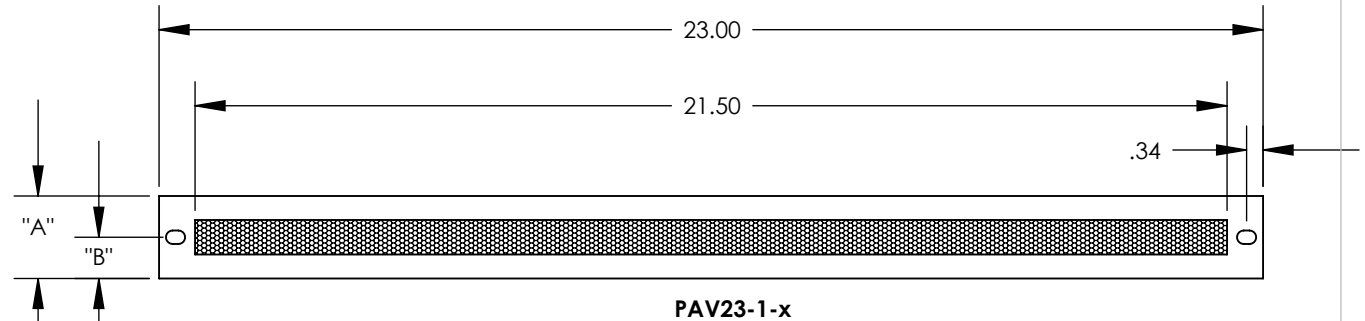


	RU	"A"	"B"	"C"
PAV23-1-x	1	1.72	.86	N/A
PAV23-2-x	2	3.47	.86	N/A
PAV23-3-x	3	5.22	.86	N/A
PAV23-4-x	4	6.97	.86	N/A
PAV23-5-x	5	8.72	.86	N/A
PAV23-6-x	6	10.47	1.48	3.59
PAV23-7-x	7	12.22	1.48	4.98
PAV23-8-x	8	13.97	1.48	5.48
PAV23-9-x	9	15.72	1.48	5.48
PAV23-10-x	10	17.47	1.48	5.48
PAV23-11-x	11	19.22	1.48	6.73
PAV23-12-x	12	20.97	1.48	6.73

DWG. NO.  
**S-PAV23-X-X**



**NOTE:**

- INSTALLATION HARDWARE:  
10-32 x 5/8" TRUSS HEAD SCREWS
- 2 per PAV23-1-x
  - 4 per PAV23-2-x thru PAV23-5-x
  - 8 per PAV23-6-x thru PAV23-12-x