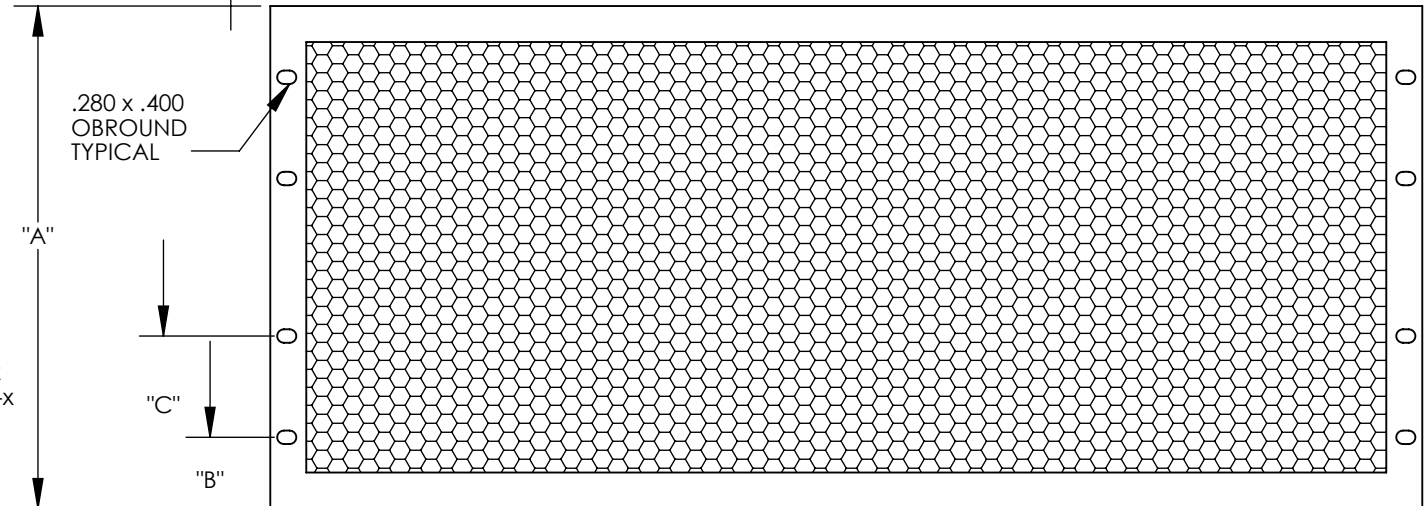
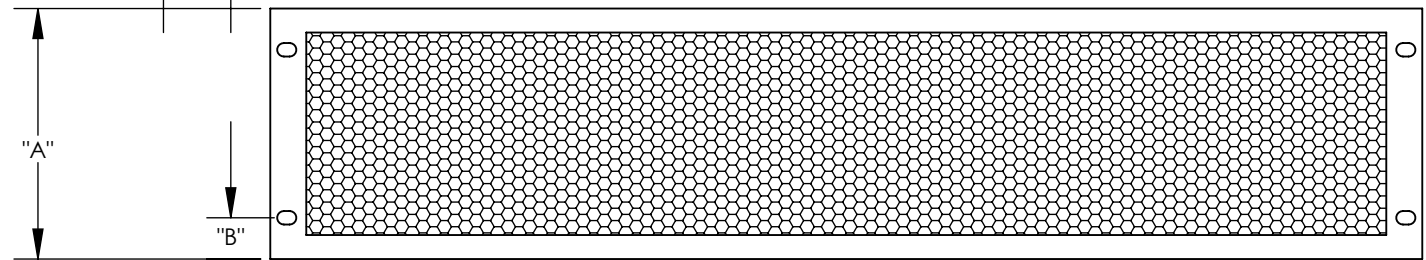
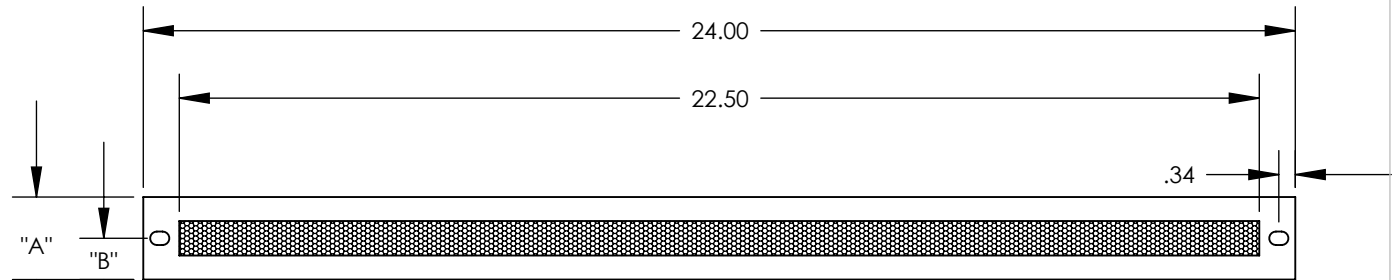


	RU	"A"	"B"	"C"
PAV24-1-x	1	1.72	.86	N/A
PAV24-2-x	2	3.47	.86	N/A
PAV24-3-x	3	5.22	.86	N/A
PAV24-4-x	4	6.97	.86	N/A
PAV24-5-x	5	8.72	.86	N/A
PAV24-6-x	6	10.47	1.48	3.59
PAV24-7-x	7	12.22	1.48	4.98
PAV24-8-x	8	13.97	1.48	5.48
PAV24-9-x	9	15.72	1.48	5.48
PAV24-10-x	10	17.47	1.48	5.48
PAV24-11-x	11	19.22	1.48	6.73
PAV24-12-x	12	20.97	1.48	6.73

DWG. NO.
S-PAV24-X-X



NOTE:

- INSTALLATION HARDWARE:
10-32 x 5/8" TRUSS HEAD SCREWS
- 2 per PAV24-1-x
 - 4 per PAV24-2-x thru PAV24-5-x
 - 8 per PAV24-6-x thru PAV24-12-x



PROPRIETARY AND CONFIDENTIAL

This drawing embodies a confidential proprietary design owned by Electrorack Products Company and all design, manufacturing, reproduction, use and sales rights regarding this drawing are reserved to Electrorack Products Company. The recipient of this drawing assumes custody thereof and agrees that the information contained herein shall not be used, duplicated or disclosed to reproduce articles or subject matter therein without written permission of Electrorack Products Company.

TITLE:

PANEL VENDED
FLAT ALUMINUM

FINISH
POWDER COAT

MATERIAL
1/8" ALUM

REV DATE
08/15/07

SHEET 1 OF 1